



How Do I Renovate My
Kitchen or Bathroom?





Contents

02 Introduction

03 Kitchens

- 04 Invest in a tough countertop
- 04 Maximize your layout and storage
- 05 Use your cabinets to define your style
- 05 Don't buy a sink just for the look

06 Bathrooms

- 07 Add hidden storage
- 07 Install showers and baths to match your needs
- 08 Use durable and stylish materials
- 08 Anchor your design with the sink
- 09 Don't be afraid of technology

10 Avoid these mistakes

- 11 Don't forget about wear and tear
- 11 Never underestimate the importance of more space
- 12 Pick quality construction
- 12 Communicate with your designer



Introduction

A newly renovated kitchen or bathroom can have a significant impact on the way you use, view and enjoy your home.

These rooms are critical to everyday life as well as special occasions. However, unlike your bedroom or living room, you can't transform these spaces yourself with a few new pieces of furniture and a coat of paint. New kitchen or bathroom design projects require expert insight, experience in the industry and the extensive knowledge that Alure Home Improvements' kitchen and bathroom designers possess.

If you're considering a kitchen or bathroom redesign, talking to one of these experts is a great way to get started. But if you're curious what your next step toward your dream kitchen or ideal bathroom should be, use this guide as a quick reference to help you tackle these major projects.

New kitchen or bathroom design projects require expert insight, experience in the industry and the extensive knowledge



Kitchens

Whether your kitchen is too small, doesn't have enough storage, looks outdated or simply doesn't work for your family, a renovation is a great way to create a space that will look and function exactly as you want it to. Once you decide that you're going to redo your kitchen, talk with your kitchen designer to create a plan and layout for your new kitchen. Keep this advice in mind when discussing your new kitchen.





INVEST IN A TOUGH COUNTERTOP

You will spill on or scratch your countertop, so consider an option like quartz that requires little maintenance and is resistant to damage.



MAXIMIZE YOUR LAYOUT AND STORAGE

You don't want to feel crowded in the kitchen or not have room for your cooking implements. Create a work triangle that provides ample counter space, walking room and storage areas that are large enough to accommodate your lifestyle.





USE YOUR CABINETS TO DEFINE YOUR STYLE

Cabinets aren't just functional storage spaces - they're a large design piece as well. Pick cabinets that will tie in the rest of your home design and set the right tone. Do you like raised panels, shaker, slab, European style, beadboard or something else?



DON'T BUY A SINK JUST FOR THE LOOK

Although you want a sink that looks great, function is critical as well. Talk to your designer about finding a sink that fits your style of cooking and your body type to avoid messes and discomfort. Do you need a deep sink for pots and pans, a double sink, a garbage disposal?





Bathrooms


A new bathroom, whether master or guest, can provide you with a great-looking space that's as functional as it is flashy. Keep these factors in mind while you and your designer develop the plans for your new bathroom.






ADD HIDDEN STORAGE

Whether for towels or extra soap, building storage options that work seamlessly with the aesthetics of your new bathroom will pay off in the long run and make your room more functional. Think about a recessed medicine cabinet, shampoo niche or a johnny cabinet over the toilet.



INSTALL SHOWERS AND BATHS TO MATCH YOUR NEEDS

Showers and baths are the focus of bathroom renovation projects. When you're deciding which kind to install, think about how it will be used. For example, if you're looking to create a spa-like retreat, focus on a shower with specialty functions such as a soaker tub with jets or a shower with body sprays.





USE DURABLE AND STYLISH MATERIALS

From countertops to wall tiles, you want to pick materials that will survive the humid climate of the bathroom and look great doing it. Also consider finding materials that are easy to clean or require minimal maintenance. Look at porcelain or ceramic tile, quartz countertops and a whisper quiet exhaust fan.



ANCHOR YOUR DESIGN WITH THE SINK

Your sink is as much a style element as it is functional. Whether you prefer a pedestal style, vessel bowl or a classic undermount, use the sink to define the style of your new bathroom.





DON'T BE AFRAID OF TECHNOLOGY

From toilets and showers to lighting and sound systems, technology is making its way into the bathroom to enhance comfort. Talk with your designer about capitalizing on the best trends. There is odor neutralizing, scented and lighted toilets, shower heads that stream music or towel warmers for those cold days.





Avoid these mistakes

Whether it's the kitchen or bathroom, renovations can go wrong if homeowners start making poor decisions. While your designer will likely try to talk you out of potentially disastrous choices, sometimes there's nothing to be done.


Make sure you don't commit any of these common bathroom and kitchen renovation mistakes when undertaking your project.





DON'T FORGET ABOUT WEAR AND TEAR

Whether it's a vessel bowl sink in a busy bathroom or marble countertops in a crowded kitchen, these beautiful design elements don't hold up well under heavy use. They can stain, scratch and wear away, ending up looking bad.



NEVER UNDERESTIMATE THE IMPORTANCE OF MORE SPACE

In both the kitchen and the bathroom, space is at a premium. You don't want to invest in a new kitchen or bathroom without adding more room for yourself, your family and storage. Always allow extra storage for the future as well – you never know how much you'll need.





PICK QUALITY CONSTRUCTION

With cabinets and storage, it doesn't matter how great an item looks if it doesn't last. Opt for a well-built set of shelves or cabinets over something flashier.



COMMUNICATE WITH YOUR DESIGNER

While your designer likely knows best, he or she doesn't know what you're thinking. In order to get your ideal bathroom or kitchen, communicate with your designer exactly what you're looking for, what you're thinking and how you want to use your new space.





1999 Hempstead Turnpike
East Meadow, NY 11554

877-44-ALURE
877-442-5873

www.alure.com

